



---

# Fluid Mechanics Primer

## Part I



# Fluids and Solids: Fundamentals

---

We normally recognize three states of matter: **solid; liquid and gas.**

However, liquid and gas are both **fluids**: in contrast to solids they lack the ability to resist deformation.

Because a fluid cannot resist deformation force, it moves, or *flows* under the action of the force. Its shape will change continuously as long as the force is applied.

A solid can resist a deformation force while at rest. While a force may cause some displacement, the solid does not move indefinitely.



# Introduction to Fluid Mechanics

- Fluid Mechanics is the branch of science that studies the dynamic properties (e.g. motion) of fluids
- A fluid is any substance (gas or liquid) which changes shape uniformly in response to external forces
- The motion of fluids can be characterized by a continuum description (differential eqns.)
- Fluid movement transfers mass, momentum and energy in the flow. The motion of fluids can be described by conservation equations for these quantities: the Navier-Stokes equations.



## Some Characteristics of fluids

---

Pressure:  $P = \text{force/unit area}$

Temperature:  $T = \text{kinetic energy of molecules}$

Mass:  $M = \text{the quantity of matter}$

Molecular Wt:  $M_w = \text{mass/mole}$

Density:  $\rho = \text{mass/unit volume}$

Specific Volume:  $v = 1/\rho$

Dynamic viscosity:  $\mu = \text{mass}/(\text{length} \cdot \text{time})$

-Dynamic viscosity represents the “stickiness” of the fluid



## Important fluid properties -1

- A fluid does not care how much it is deformed; it is oblivious to its shape
- A fluid does care how fast it is deformed; its resistance to motion depends on the rate of deformation
- The property of a fluid which indicates how much it resists the rate of deformation is the dynamic viscosity



## Important fluid properties -2

- If one element of a fluid moves, it tends to carry other elements with it... that is, a fluid tends to stick to itself.
- Dynamic viscosity represents the rate at which motion or momentum can be transferred through the flow.
- Fluids can not have an abrupt discontinuity in velocity. There is always a transition region where the velocity changes continuously.
- Fluids do not slip with respect to solids. They tend to stick to objects such as the walls of an enclosure, so the velocity of the fluid at a solid interface is the same as the velocity of the solid.



# Boundary layer

- A consequence of this no-slip condition is the formation of velocity gradients and a boundary layer near a solid interface.

Flow in a pipe



Initial flat  
Velocity profile

Fully developed  
Velocity profile

- The existence of a boundary layer helps explain why dust and scale can build up on pipes, because of the low velocity region near the walls



# Boundary layer

---

- The Boundary layer is a consequence of the stickiness of the fluid, so it is always a region where viscous effects dominate the flow.
- The thickness of the boundary layer depends on how strong the viscous effects are relative to the inertial effects working on the flow.

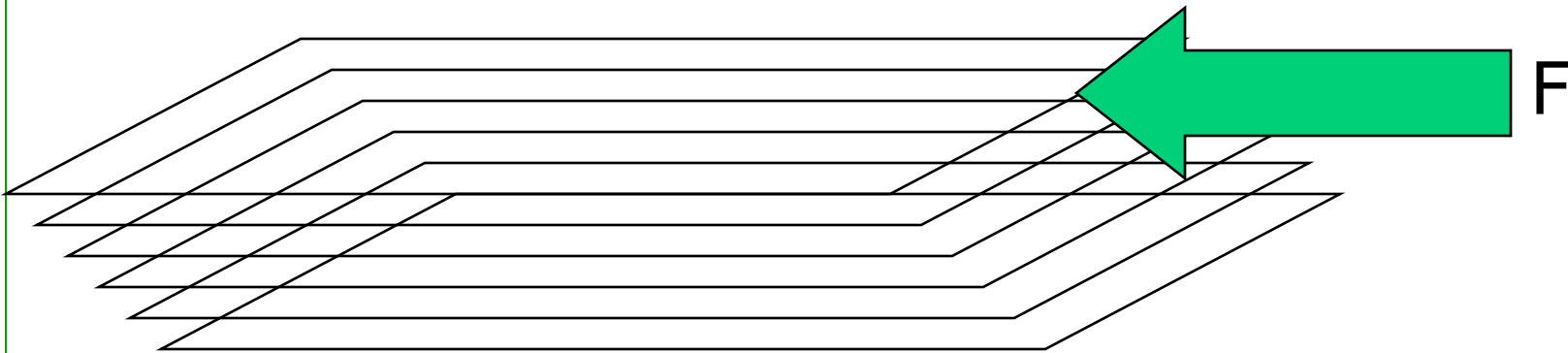




# Viscosity

---

- Consider a stack of copy paper laying on a flat surface. Push horizontally near the top and it will resist your push.





# Viscosity

---

- Think of a fluid as being composed of layers like the individual sheets of paper. When one layer moves relative to another, there is a resisting force.
- This frictional resistance to a shear force and to flow is called viscosity. It is greater for oil, for example, than water.



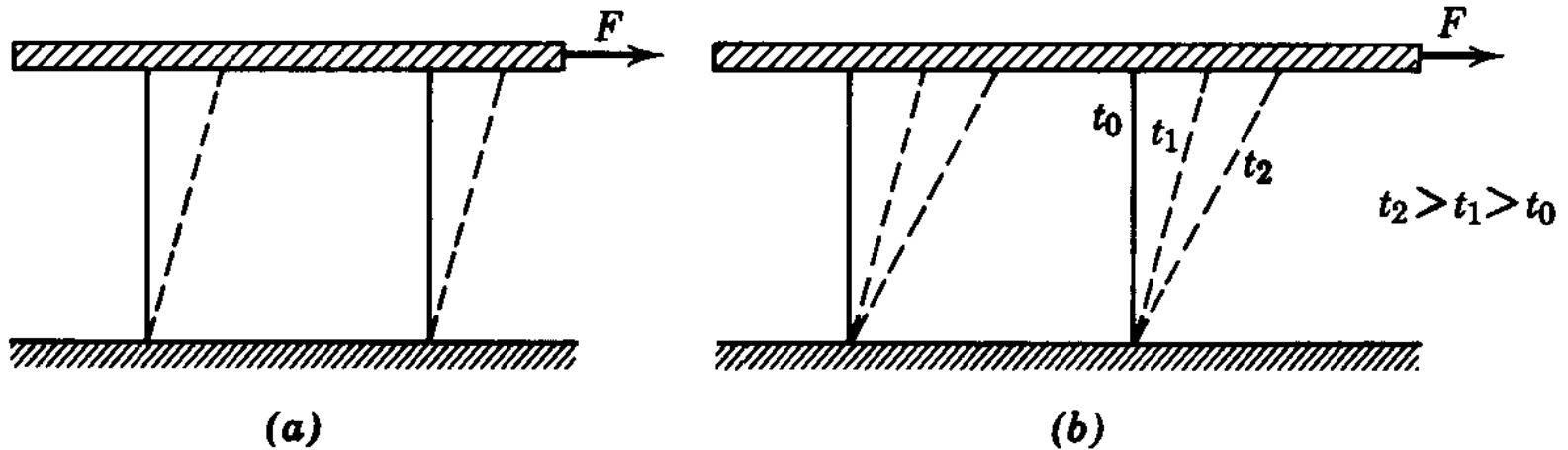
## Shearing of a fluid

---

- Consider a block or plane sliding at constant velocity  $\delta u$  over a well-oiled surface under the influence of a constant force  $\delta F_x$ .
- The oil next to the block sticks to the block and moves at velocity  $\delta u$ . The surface beneath the oil is stationary and the oil there sticks to that surface and has velocity zero.
- **No-slip boundary condition**--The condition of zero velocity at a boundary is known in fluid mechanics as the “no-slip” boundary condition.



## Shearing of a solid (a) and a fluid (b)



**Fig. 1.1** Behavior of (a) solid and (b) fluid, under the action of a constant shear force.

The crosshatching represents (a) solid plates or planes bonded to the solid being sheared and (b) two parallel plates bounding the fluid in (b). The fluid might be a thick oil or glycerin, for example.



## Shearing of a solid and a fluid

---

- Within the elastic limit of the solid, the shear stress  $\tau = F/A$  where  $A$  is the area of the surface in contact with the solid plate.
- However, for the fluid, the top plate does not stop. It continues to move as time  $t$  goes on and the fluid continues to deform.



# Shearing of a fluid (Couette flow model)

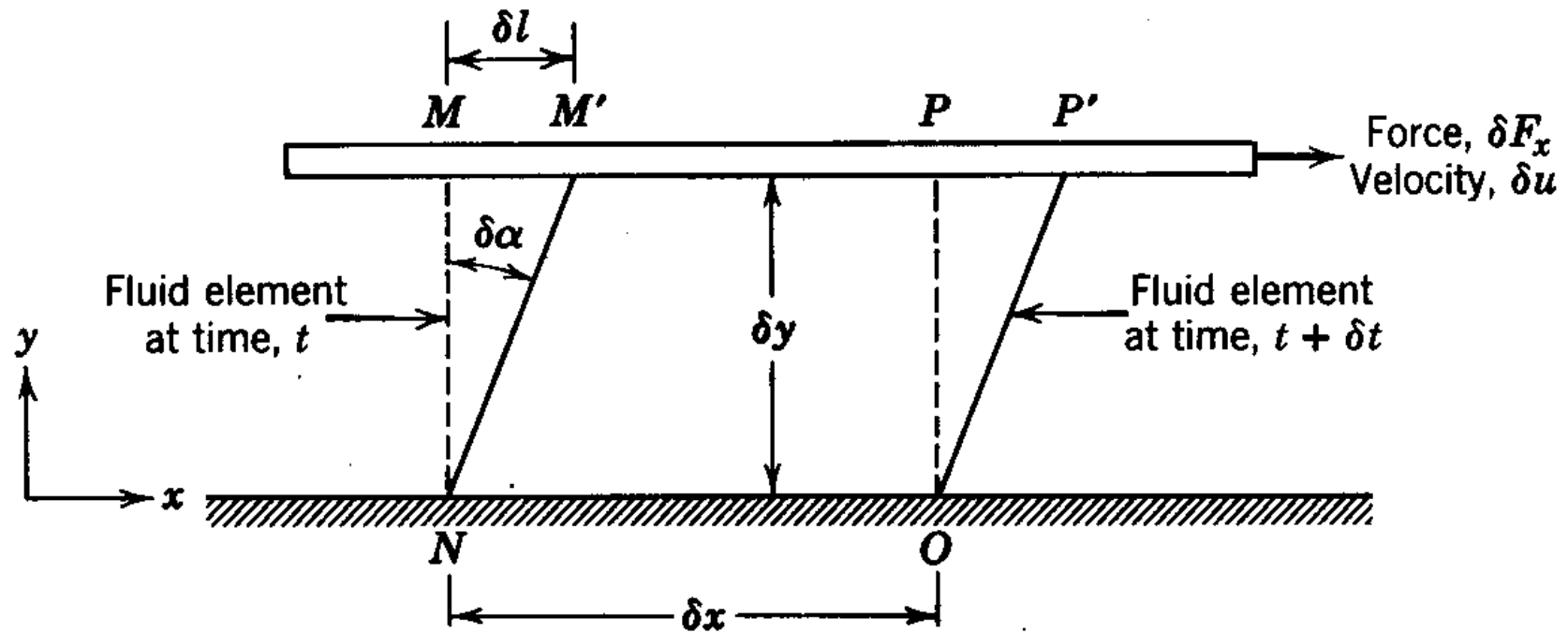


Fig. 2.8 Deformation of a fluid element.



## Shearing of a fluid

---

- It can be shown that the shear stress  $\tau$  is given by

$$\tau = \mu \frac{du}{dy}$$

- The term  $du/dy$  is known as the velocity gradient and as the rate of shear strain.
- The coefficient is the coefficient of **dynamic** viscosity,  $\mu$ . ( $\text{kg/m}\cdot\text{s}$ )



## Shearing of a fluid

---

- And we see that for the simple case of two plates separated by distance  $h$ , one plate stationary, and the other moving at constant speed  $V$  (*gradient is linear*)
- Newton's law of viscosity:


$$\tau = \mu \frac{du}{dy} = \mu \frac{V}{h} = \frac{F_u}{Area}$$





# Coefficient of dynamic viscosity

---

 The image cannot be displayed. Your computer may not have enough memory to open the image, or the image may have been corrupted. Restart your computer, and then open the file again. If the red x still appears, you may have to delete the image and then insert it again.

- Intensive property of the fluid.
- Dependent upon both temperature and pressure for a single phase of a pure substance.
- Pressure dependence is usually weak and temperature dependence is important.
- Typical symbol is  $\mu$ . ( $\mu$ ) in units of: mass length<sup>-1</sup> time<sup>-1</sup> (kg/m•s or lbm/ft•s)



# Typical values

Property	Water	Air
Density $\rho$ (kg/m <sup>3</sup> )	1000	1.23
Bulk modulus K (N/m <sup>2</sup> )	$2 \times 10^9$	-----
Viscosity $\mu$ (kg/ms)	$1.14 \times 10^{-3}$	$1.78 \times 10^{-5}$



END HERE Part I

---