



Welcome to Japan 134

Teaching Staff

- Main Instructor
 - Ohta, Kaoru (太田 薫)
 - E-mail: kaoru@uw.edu



When you address to your
teacher, say
LAST NAME + Sensee

Let's say "hello" to your
instructor in Japanese!

Teaching Staff

- Quiz Sections (10:50-1:00)
- Graduate Teaching Assistants
 - Section A Bond, Nathaniel
 - Section B DeTora, Benjamin
 - Section C Tanahashi, Ami



Bond-sensee



DeTora-sensee



Tanahashi-sensee

Read Syllabus

- https://courses.washington.edu/jlang134/Japan134_S2021/Japan134_home.htm
- Important Dates:
 - 6/30, 7/12, 22, 30, 8/10, 19... Assessment (Exam, Oral interviews)
 - No Final Exam
 - Course Project (Details will be announced later.)
 - Quizzes (Characters, Vocabulary, Grammar)
 - Course Schedule at a glance ... Canvas (subject to modification)

Canvas

- (<https://canvas.uw.edu/courses/1458181>)

- Account
- Dashboard
- Courses
- Calendar
- Inbox
- History
- Help

W canvas

≡ JAPAN 134 A

Summer 2021

- Home
- Grades
- Syllabus
- Modules
- Zoom

JAPAN 134 A Su 21: First-Year Intensive Japanese ▲*

Welcome to Japan 134!

Japan 134 covers the entire first-year Japanese course contents. We cover the entire Genki 1 (3rd edition) in 9 weeks.

Click the link to move to each module.

Couse Info	Grammar Videos	Quizzes	Character Quizzes	Vocabulary Quizzes	Lecture Slides/Video	Video Project
Chapter 1	Chapter 2	Chapter 3	Chapter 4	Chapter 5	Chapter 6	Chapter 7
Chapter 8	Chapter 9	Chapter 10	Chapter 11	Chapter 12	Chapter 13	Chapter 14
Chapter 15	Chapter 16	Chapter 17	Chapter 18	Chapter 19	Chapter 20	Chapter 21

- View Course Stream
- View Course Calendar
- View Course Notifications



To Do

- Japan 134 A Jun 21 at 8:30am ✕
- Quiz Section B: DeTora Jun 21 at 10:50am ✕
- Section C - Tanahashi Jun 21 at 10:50am ✕
- Hiragana Preview Jun 21 at 11:59pm ✕
- Student Information S... Jun 21 at 11:59pm ✕
- Student Information S... 2 points | Jun 21 at 11:59pm ✕
- Japan 134 A Jun 22 at 8:30am ✕

Textbook, Workbook

げんき 1

(1 課～12 課)



テキスト 1 ワークブック 1 音声
(テキストワークブック)

Course Packet: Canvas

Who can be in this course?



I took the placement test but scored only 4 points...

I know a few Japanese phrases because I was in Japan but ...



I have never studied Japanese...



Who can not be in this course?



I took Japanese course in high school for a few years...

I grew up speaking Japanese at home..

I lived in Japan so I can converse in Japanese...



Class Policy



How this course is taught?

- Lecture (8:30-10:40)
- Zoom ID: 96254002462
 - Grammar/Kanji Video in advance
 - Lecture will start at 8:45am (I will be in the meeting at 8:30am to answer any questions)
 - Worksheet/Online work will be assigned to supplement the lack of interactive exercises during the lecture
 - Quizzes will be given at the end of the lecture period (method of submission will be discussed later).

How this course is taught?

- Quiz Section (10:50-1:00)
 - Separate Zoom meetings for each section (Different Meeting IDs)
 - Section A:
<https://washington.zoom.us/j/98842798060>
 - Section B:
<https://washington.zoom.us/j/97884650282>
 - Section C:
<https://washington.zoom.us/j/96330482115>
 - Includes individualized meetings (breakout rooms)
 - Oral/written exercises

How to submit your work

- Homework:
 - Workbook, Worksheet ... Upload onto Canvas
 - Please check your answers, Scan your work, and upload
 - Online quizzes ... complete online
- Quizzes
 - Write your answers on a separate sheet of paper ... upload onto Canvas
 - Scan your quiz and upload
- Exams
 - Exams will be given online




On Zoom...





- Please use video during the class. Use of video is a requirement (Accommodations will be made if necessary.)
- When you are in the breakout room, please work on the task given. Breakout room is NOT a “break” room.
- Self-management is very important in online learning. Manage your time well and keep up the pace.
- Working everyday is a key for the success for learning a language.


Try learning how to submit...


W
canvas



Account



Dashboard


Courses


Calendar


Inbox


History


Help

≡ JAPAN 134 A > Modules

Summer 2021

Home

Grades


Syllabus


Modules


Zoom


Collapse All


▼ Course Information


 Hiragana Preview
Jun 21

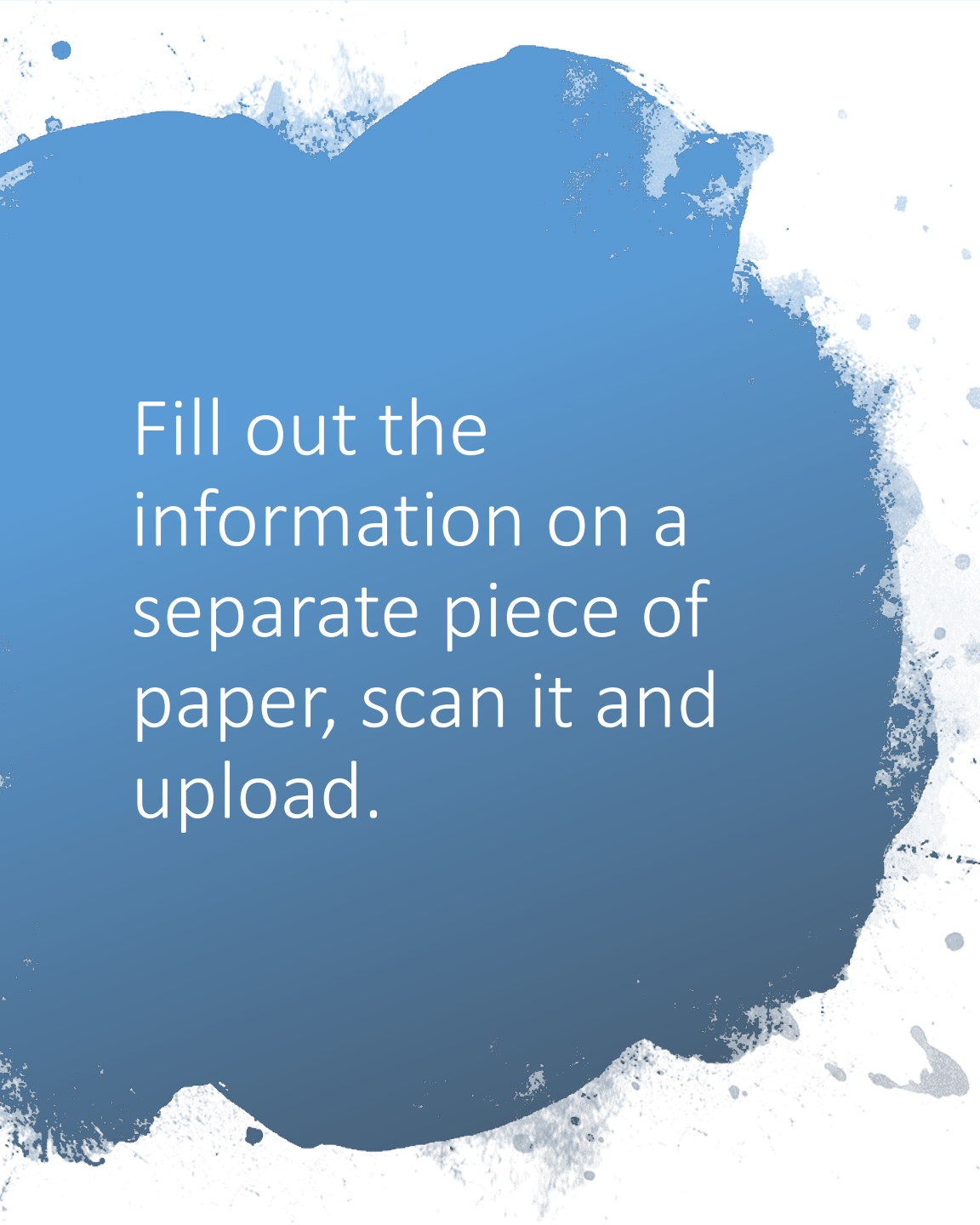
 Japan 134 Home Page

 Hiragana Stroke Movies

 Genki Audio Files

 Genki Kanji List

 Student Information Sheet
Jun 22 | 2 pts

A large, irregular blue ink splatter or watercolor blotch on a white background, located on the left side of the slide.

Fill out the
information on a
separate piece of
paper, scan it and
upload.

Scanner: Adobe
Scan, etc.

Upload onto
Canvas

Writing in Japanese



James D. McCawley

that the dictionaries of Japanese are so much better: when I need information about the meaning, usage, and pronunciation of Japanese words, I can consult works that give me relatively easy access (easy, at least in relation to the obstacles that are posed by what is without doubt the world's screwiest writing system) to detailed and reliable information about the words. And when I use Japanese dictionaries, whether bi-

Forward in P. Constantine "Japanese Street Slang"

Japanese Writing System

- Syllabary, not alphabet ... 46 characters
 - Hiragana あいうえお
 - Katakana アイウエオ
- Kanji (Sino-Japanese Characters) ... unlimited

阿伊宇江於

- Romanized Japanese (Roomaji)
 - Hepburn Style ta chi tsu
 te to
 - Kunrei Style ta ti
 tu te to
- Numerals
 - Arabic
 - Roman

Japanese syllables

- Five vowels
- Two syllabic consonants
- Consonant + Vowel
- Each syllable is represented by a Kana
 - Hiragana ... used in ordinary writing
 - Katakana ... limited use (to be discussed later)

Hiragana for Vowels

- Vowels

- a
- i
- u
- e
- o

- Hiragana

- あ
- い
- う
- え
- お

あ

え

い

お

う



k + vowels

- | | |
|------|---------|
| • ka | • か |
| • ki | • き / き |
| • ku | • く |
| • ke | • け |
| • ko | • こ |

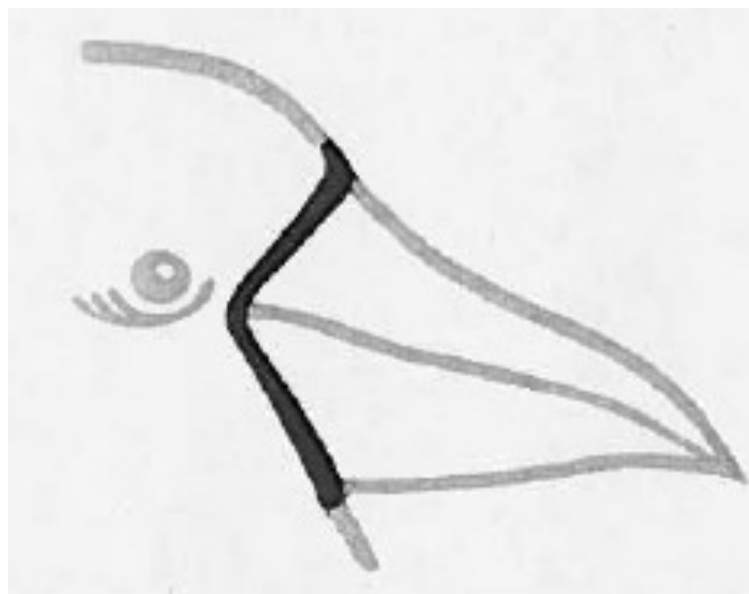
か

け

き

こ

く




S + Vowels

- | | |
|--------------|-------|
| • sa | • さ/さ |
| • si → “shi” | • し |
| • su | • す |
| • se | • せ |
| • so | • そ |

さ
し
す

せ
そ



Hiragana Review: よ んでくださ い。

- あかい
- うそ
- いきさき
- すし
- かお
- せかい
- くさい
- けさ
- おかし
- きあい

- a-ka-i
- u-so
- i-ki-sa-ki
- su-shi
- ka-o
- se-ka-i
- ku-sa-i
- ke-sa
- o-ka-shi
- ki-a-i

t + vowel

- ta

- ti = chi

- tu = tsu

- te

- to

- た

- ち

- つ

- て

- と



た

ち

つ

て

と



n + vowel

- | | |
|-----|----|
| •na | •な |
| •ni | •に |
| •nu | •ぬ |
| •ne | •ね |
| •no | •の |

な	ね
に	の
ぬ	



h + vowel

- | | |
|----------|----|
| •ha | •は |
| •hi = çi | •ひ |
| •hu = fu | •ふ |
| •he | •へ |
| •ho | •ほ |

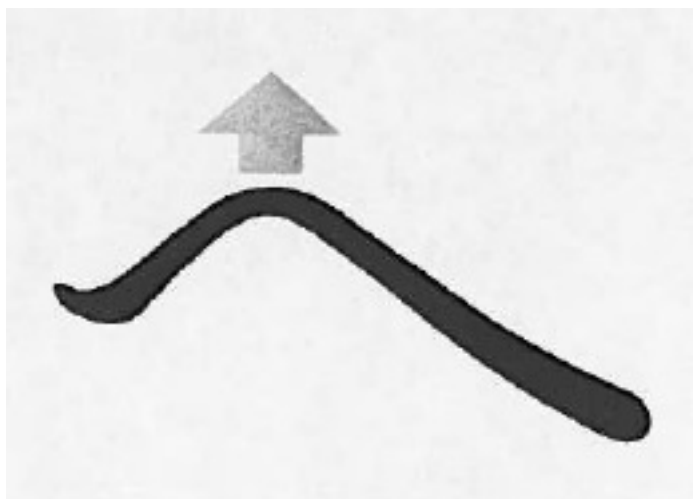
は

へ

ひ

ふ

ほ



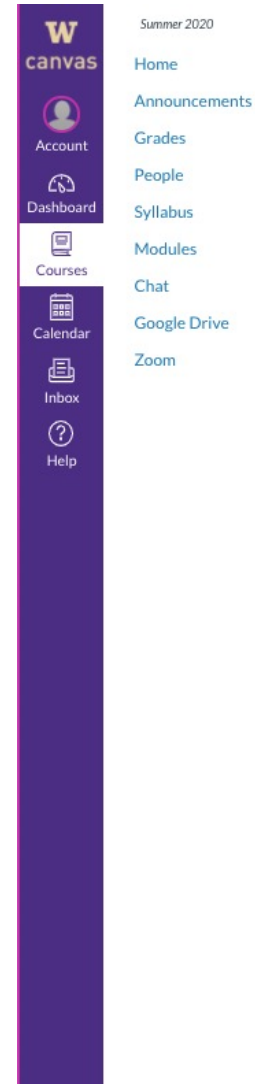
Hiragana Review: よ んでくださ い。

- なに
- くち
- ねこ
- はなのえ
- へそ
- ほね
- にしき
- ひさく
- そふ
- てつ

- na-ni
- ku-chi
- ne-ko
- ha-na-no-e
- he-so
- ho-ne
- ni-shi-ki
- hi-sa-ku
- so-hu
- te-tsu

Before tomorrow's class...

- Watch Video:
 - X-wa Y-desu
 - Telephone numbers
 - Telling Time



Chapter 1 Grammar Video


X-no Y-desu

[Link](#)



Question Sentences

[Link](#)



Noun-no Noun

[Link](#)



Telephone Numbers

[Link](#)



Telling Time

[Link](#)

