

# ALLEY-oriented infill

## Enlivening Strategies

Chinatown is one of the only areas in Seattle with a history of (official) commercial activity in its alleys. Over the years, the alleys and were given over to mechanized trash collection. With little pedestrian activity, the alleys came to look neglected and unwelcoming. But aren't they too valuable for that? Let's change things!

The Vision:  
Vibrant Pedestrian Alleys




Melbourne, Australia  
Photo: flickr/mattbb

金街新面貌

### STEP 1: THE BASICS - Start Now!

#### CLEAN

Get rid of dumpsters!  
Go with the City's  
Clear Alleys Program



Fresh paint and other detailed repairs  
make historic facades look inviting


#### SAFE

Keep a look out!  
Install lights and cameras, if  
necessary and  
uncover bricked-in  
windows.



### STEP 2: ATTRACTION TACTICS - 6 months-1 year

#### ART



Children's Museum  
Providence, RI  
Photo: flickr/karbon69

#### GREENING



Balcony Garden -  
Photo: Picasa/kate

#### ACTIVE USES



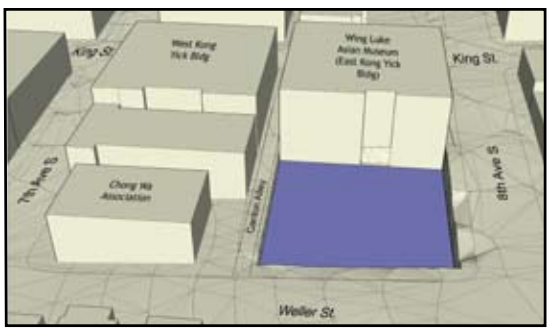
Alley - Tokyo  
Photo: bcbhc.com/Tim Cook

**STEP 3 - BUILDING A PRESENCE - 1 year +**

**ALLEY ORIENTED INFILL**

Activity in the alleys can be sustained over the long term by building appealing spaces for it.

AN EXAMPLE SITE:  
CANTON ALLEY



金街新面貌



**5 YEARS:** Infill development with alley-oriented facades, new businesses and new customers.



**OPTIONS:** When it comes time to develop the lot, the garden can maintain its presence alongside or on top of a new structure.



**1 YEAR:** A garden is built by the community. Gardeners watch over the alley while curious pedestrians stop by and chat



**NOW:** No reason to stop

