

MaxEnt (II): modeling and decoding

LING 572

Fei Xia

Outline

- Overview
- The Maximum Entropy Principle
- Modeling**
- Decoding
- Training**
- Case study

Modeling

The Setting

- From the training data, collect (x, y) pairs:
 - $x \in X$: the observed data
 - $y \in Y$: thing to be predicted (e.g., a class in a classification problem)
 - Ex: In a text classification task
 - x : a document
 - y : the category of the document
- To estimate $P(y | x)$

The basic idea

- Goal: to estimate $p(y | x)$
- Choose $p(x, y)$ with maximum entropy (or “uncertainty”) subject to the constraints (or “evidence”).

$$H(p) = - \sum_{(x,y) \in X \times Y} p(x, y) \log p(x, y)$$

The outline for modeling

- Feature function: $f_j(x, y)$
- Calculating the expectation of a feature function
- The forms of $P(x, y)$ and $P(y | x)$

Feature function

The definition

- A feature function is a binary-valued function on events:

$$f_j : X \times Y \rightarrow \{0,1\}$$

The j in f_j corresponds to a (feature, class) pair (t, c)

$f_j(x, y) = 1$ iff t is present in x and $y = c$.

- Ex:

$$f_j(x, y) = \begin{cases} 1 & \text{if } y = \textit{Politics} \& x \textit{ contains "the"} \\ 0 & \textit{o.w.} \end{cases}$$

The weights in NB

	f_1	f_2	...	f_k
C_1				
C_2				
...				
C_i				

The weights in NB

	f_1	f_2	...	f_j
c_1	$P(f_1 c_1)$	$P(f_2 c_1)$...	$P(f_j c_1)$
c_2	$P(f_1 c_2)$
...	...			
c_i	$P(f_1 c_i)$	$P(f_j c_i)$

Each cell is a weight for a particular (class, feat) pair.

The matrix in MaxEnt

	t_1	t_2	...	t_k
C_1	f_1	f_2	...	f_k
C_2	f_{k+1}	f_{k+2}	...	f_{2k}
...	...			
C_i	$f_{k*(i-1)+1}$			f_{k*i}

Each feature function f_j corresponds to a (feat, class) pair.

The weights in MaxEnt

	t_1	t_2	...	t_k
C_1	λ_1	λ_2	...	λ_k
C_2
...	...			
C_i	...			λ_{ki}

Each feature function f_j has a weight λ_j .

Feature function summary

- A feature function in MaxEnt corresponds to a (feat, class) pair.
- The number of feature functions in MaxEnt is approximately $|C| * |V|$.
- A MaxEnt trainer is to learn the weights for the feature functions.

The outline for modeling

- Feature function: $f_j(x, y)$
- Calculating the expectation of a feature function
- The forms of $P(x, y)$ and $P(y | x)$

The expected return

- Ex1:
 - Flip a coin
 - if it is a head, you will get 100 dollars
 - if it is a tail, you will lose 50 dollars
 - What is the expected return?
 $P(X=H) * 100 + P(X=T) * (-50)$

- Ex2:
 - If it is a x_i , you will receive v_i dollars?
 - What is the expected return?

$$\sum_i P(X = x_i) v_i$$

Calculating the expectation of a function


Let $P(X = x)$ be a distribution of a random variable X .

Let $f(x)$ be a function of x .

Let $E_p(f)$ be the expectation of $f(x)$ based on $P(x)$.

$$E_P(f) = \sum_i P(X = x_i) \boxed{f(x_i)}$$

$$\sum_i P(X = x_i) \boxed{v_i}$$



Empirical expectation

- Denoted as : $\tilde{p}(x)$
- Ex1: Toss a coin four times and get H, T, H, and H.
- The average return: $(100-50+100+100)/4 = 62.5$
- Empirical distribution: $\tilde{p}(X = H) = 3/4$
 $\tilde{p}(X = T) = 1/4$
- Empirical expectation: $\frac{3}{4} * 100 + \frac{1}{4} * (-50) = 62.5$

Model expectation

- Ex1: Toss a coin four times and get H, T, H, and H.
- A model: $p(x)$
 - Assume a fair coin
 - $P(X=H) = P(X=T) = 1/2$
- Model expectation:
$$1/2 * 100 + 1/2 * (-50) = 25$$

Some notations

Training data:

 S

Empirical distribution:

 $\tilde{p}(x, y)$

A model:

 $p(x, y)$

The j^{th} feature function:

 $f_j(x, y)$

Empirical expectation of f_j

$$E_{\tilde{p}} f_j = \sum_{(x,y) \in X \times Y} \tilde{p}(x, y) f_j(x, y)$$

Model expectation of f_j

$$E_p f_j = \sum_{(x,y) \in X \times Y} p(x, y) f_j(x, y)$$

Empirical expectation**

$$E_{\tilde{p}} f_j = \sum_{x \in X, y \in Y} \tilde{p}(x, y) f_j(x, y)$$

$$= \sum_{x \in X, y \in Y} \tilde{p}(x) \tilde{p}(y | x) f_j(x, y) = \sum_{x \in X} \tilde{p}(x) \sum_{y \in Y} \tilde{p}(y | x) f_j(x, y)$$

$$= \sum_{x \in \mathcal{S}} \tilde{p}(x) \sum_{y \in Y} \tilde{p}(y | x) f_j(x, y) = \frac{1}{N} \sum_{i=1}^N \sum_{y \in Y} \tilde{p}(y | x_i) f_j(x_i, y)$$

$$= \frac{1}{N} \sum_{i=1}^N f_j(x_i, y_i)$$

An example

- Training data:

x1 c1 t1 t2 t3

x2 c2 t1 t4

x3 c1 t3 t4

x4 c3 t1 t3

Raw counts $\sum_{i=1}^N f_j(x_i, y_i)$

	t1	t2	t3	t4
c1	1	1	2	1
c2	1	0	0	1
c3	1	0	1	0

$$E_{\tilde{p}} f_j = \frac{1}{N} \sum_{i=1}^N f_j(x_i, y_i)$$

An example

- Training data:

x1 c1 t1 t2 t3

x2 c2 t1 t4

x3 c1 t3 t4

x4 c3 t1 t3

Empirical expectation

	t1	t2	t3	t4
c1	1/4	1/4	2/4	1/4
c2	1/4	0/4	0/4	1/4
c3	1/4	0/4	1/4	0/4

$$E_{\tilde{p}} f_j = \frac{1}{N} \sum_{i=1}^N f_j(x_i, y_i)$$

Calculating empirical expectation

Let N be the number of training instances

for each instance x in the training data

let y be the true class label of x

for each feature t in x

$\text{empirical_expect}[t][y] += 1/N$

Model expectation**

$$E_p f_j = \sum_{x \in X, y \in Y} p(x, y) f_j(x, y)$$

$$= \sum_{x \in X, y \in Y} p(x) p(y | x) f_j(x, y) \quad \approx \sum_{x \in X, y \in Y} \tilde{p}(x) p(y | x) f_j(x, y)$$

$$= \sum_{x \in X} \tilde{p}(x) \sum_{y \in Y} p(y | x) f_j(x, y) \quad = \sum_{x \in S} \tilde{p}(x) \sum_{y \in Y} p(y | x) f_j(x, y)$$


$$= \frac{1}{N} \sum_{i=1}^N \sum_{y \in Y} p(y | x_i) f_j(x_i, y)$$

An example

- Suppose $P(y | x_i) = 1/3$

“Raw” counts

- Training data:

x_1  t1 t2 t3
 x_2 t1 t4
 x_3 t4
 x_4 t1 t3


	t1	t2	t3	t4
c1	3/3	1/3	2/3	2/3
c2	3/3	1/3	2/3	2/3
c3	3/3	1/3	2/3	2/3

$$E_p f_j = \frac{1}{N} \sum_{i=1}^N \sum_{y \in Y} p(y | x_i) f_j(x_i, y)$$

An example

- Suppose $P(y | x_i) = 1/3$ Model expectation

- Training data:

x_1  t1 t2 t3
 x_2 t1 t4
 x_3 t4
 x_4 t1 t3

	t1	t2	t3	t4
c1	3/12	1/12	2/12	2/12
c2	3/12	1/12	2/12	2/12
c3	3/12	1/12	2/12	2/12

$$E_p f_j = \frac{1}{N} \sum_{i=1}^N \sum_{y \in Y} p(y | x_i) f_j(x_i, y)$$

Calculating model expectation

$$E_p f_j = \frac{1}{N} \sum_{i=1}^N \sum_{y \in Y} p(y | x_i) f_j(x_i, y)$$

Let N be the number of training instances

for each instance x in the training data

calculate $P(y | x)$ for every $y \in Y$

for each feature t in x

for each $y \in Y$

`model_expect [t] [y] += 1/N * P(y | x)`

Empirical expectation vs. model expectation

$$E_{\tilde{p}} f_j = \frac{1}{N} \sum_{i=1}^N f_j(x_i, y_i)$$

$$E_p f_j = \frac{1}{N} \sum_{i=1}^N \sum_{y \in Y} p(y | x_i) f_j(x_i, y)$$

Outline for modeling

- Feature function: $f_j(x, y)$
- Calculating the expectation of a feature function
- The forms of $P(x, y)$ and $P(y | x)$ **

Constraints

- Model expectation = Empirical expectation

$$E_p f_j = E_{\tilde{p}} f_j = d_j$$

- Why impose such constraints?
 - The MaxEnt principle: Model what is known
 - To maximize the conditional likelihood: see Slides #24-28 in (Klein and Manning, 2003)

The conditional likelihood (**)

- Given the data (X, Y) , the conditional likelihood is a function of the parameters λ

$$\log P(Y|X, \lambda)$$

$$= \log \prod_{(x,y) \in (X,Y)} P(y|x, \lambda)$$

$$= \sum_{(x,y) \in (X,Y)} \log P(y|x, \lambda)$$

$$= \sum_{(x,y) \in (X,Y)} \log \frac{e^{\sum_j \lambda_j f_j(x,y)}}{\sum_{y \in Y} e^{\sum_j \lambda_j f_j(x,y)}}$$

$$= \sum_{(x,y) \in (X,Y)} (\log e^{\sum_j \lambda_j f_j(x,y)} - \log \sum_{y \in Y} e^{\sum_j \lambda_j f_j(x,y)})$$

$$= \dots$$

The effect of adding constraints

- Bring the distribution closer to the data
- Bring the distribution further away from uniform
- Lower the entropy
- Raise the likelihood of data

Restating the problem

The task: find p^* s.t. $p^* = \arg \max_{p \in P} H(p)$

where $P = \{p \mid E_p f_j = E_{\tilde{p}} f_j, j = \{1, \dots, k\}\}$

Objective function: $H(p)$

Constraints: $\{E_p f_j = E_{\tilde{p}} f_j = d_j, j = \{1, \dots, k\}\}$

Using Lagrange multipliers (**)

Minimize $A(p)$:
$$A(p) = -H(p) - \sum_{j=1}^k \lambda_j (E_p f_j - d_j) - \lambda_0 (\sum_{x,y} p(x,y) - 1)$$

$$A'(p) = 0$$

$$\Rightarrow \frac{\delta(\sum_{x,y} p(x,y) \ln p(x,y) - \sum_{j=1}^k \lambda_j ((\sum_{x,y} p(x,y) f_j(x,y)) - d_j) - \lambda_0 (\sum_{x,y} p(x,y) - 1))}{\delta p(x,y)} = 0$$

$$\Rightarrow 1 + \ln p(x,y) - \sum_{j=1}^k \lambda_j f_j(x,y) - \lambda_0 = 0$$

$$\Rightarrow \ln p(x,y) = (\sum_{j=1}^k \lambda_j f_j(x,y)) + \lambda_0 - 1$$

$$\Rightarrow p(x,y) = e^{\sum_{j=1}^k \lambda_j f_j(x,y) + \lambda_0 - 1} = e^{\sum_{j=1}^k \lambda_j f_j(x,y) + \lambda_0 - 1}$$

$$\Rightarrow p(x,y) = \frac{e^{\sum_{j=1}^k \lambda_j f_j(x,y)}}{Z} \quad \text{where} \quad Z = e^{1 - \lambda_0}$$

Questions

$$p^* = \arg \max_{p \in P} H(p)$$

where $P = \{p \mid E_p f_j = E_{\tilde{p}} f_j, j = \{1, \dots, k\}\}$

- Is P empty?
- Does p^* exist?
- Is p^* unique?
- What is the form of p^* ?
- How to find p^* ?

What is the form of p^* ?

(Ratnaparkhi, 1997)

$$P = \{p \mid E_p f_j = E_{\tilde{p}} f_j, j = \{1, \dots, k\}\}$$

$$Q = \{p \mid p(x, y) = \pi \prod_{j=1}^k \alpha_j^{f_j(x, y)}, \alpha_j > 0\}$$


Theorem: if $p^* \in P \cap Q$ then $p^* = \arg \max_{p \in P} H(p)$

Furthermore, p^* is unique.

Two equivalent forms

$$p(x, y) = \pi \prod_{j=1}^k \alpha_j^{f_j(x, y)}$$

$$p(x, y) = \frac{e^{\sum_{j=1}^k \lambda_j f_j(x, y)}}{\mathbf{Z}}$$

 $\pi = \frac{1}{\mathbf{Z}} \quad \lambda_j = \ln \alpha_j$

Modeling summary

Goal: find p^* in P , which maximizes $H(p)$.

$$P = \{p \mid E_p f_j = E_{\tilde{p}} f_j, j = \{1, \dots, k\}\}$$

It can be proved that, **when** p^* exists

- it is unique
- it maximizes the conditional likelihood of the training data
- it is a model in Q , where

$$Q = \{p \mid p(x) = \pi \prod_{j=1}^k \alpha_j^{f_j(x)}, \alpha_j > 0\}$$

Outline

- Overview
- The Maximum Entropy Principle
- Modeling**
- Decoding
- Training**
- Case study: POS tagging

Decoding

Decoding

$$p(y | x) = \frac{e^{\sum_{j=1}^k \lambda_j f_j(x, y)}}{Z}$$

Z is the normalizer.

	t_1	t_2	...	t_k
c_1	λ_1	λ_2	...	λ_k
c_2
...	...			
c_i	...			λ_{ki}

The procedure for calculating $P(y | x)$

$Z=0$;

for each $y \in Y$

$sum = 0$; // or $sum = \text{default_weight_for_class_y}$;

 for each feature t present in x

$sum += \text{the weight for } (t, y)$;

$result[y] = \exp(sum)$;

$Z += result[y]$;

for each $y \in Y$

$P(y | x) = result[y] / Z$;

MaxEnt summary so far

- Idea: choose the p^* that maximizes entropy while satisfying all the constraints.
- p^* is also the model **within** a model family that maximizes the conditional likelihood of the training data.
- MaxEnt handles overlapping features well.
- In general, MaxEnt achieves good performances on many NLP tasks.
- Next: Training: many methods (e.g., GIS, IIS, L-BFGS).