



# EMERSON ELEMENTARY SCHOOL

## PROGRAM DESCRIPTION

Emerson offers a warm, friendly environment and emphasizes the academic, social and emotional growth of each student by instilling a lifelong enthusiasm for learning. Our strong, stable staff works as a team with parents and the community to ensure success.

We offer a rigorous academic program in all subjects including mathematics, writing, inquiry-based science, social studies and a ninety minute reading block.

Students are challenged to become physically fit in our comprehensive physical education classroom. Vocal and instrumental music are available.

After-school activities include Team Read and Community Learning Center clubs for chess and art. Our strong student council develops school leaders. We have made significant gains in reading and language scores on the WASL and the ITBS.

Our students wear uniforms (white shirt and blue pants).

We offer full-day kindergarten, but can accommodate half-day students. We also offer a multi-age K-1 class for kindergarten students who are ready for more advanced work.



## CONTEXTUAL DATA

### 9709 60th Avenue S.

Year constructed: 1909

Total enrollment (2005): 278

Planning capacity: 478

K-5 students living within the Seattle School District (2005): 256

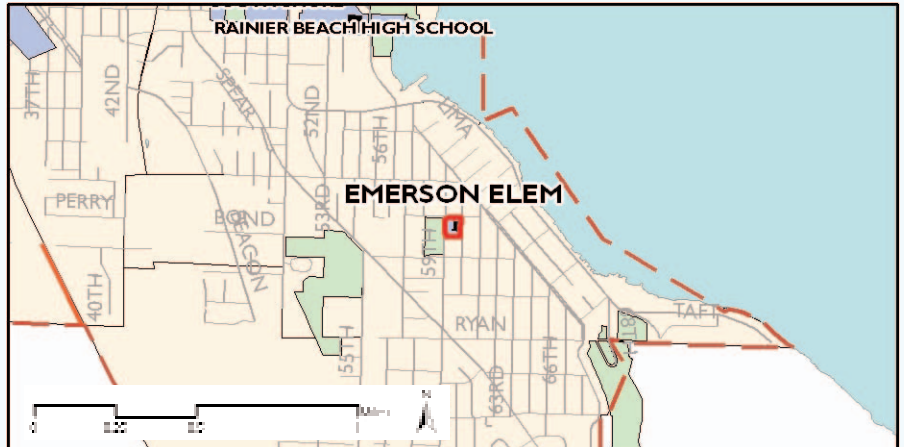
K-5 students living in the Emerson reference area (2005): 121

% of enrollment residing in reference area 43.5%

## HISTORY OF BUILDING

In 1903, The Rainier Beach School in Columbia School District No. 18 opened with two classrooms. In 1907, the school was annexed into the Seattle School District. In 1909, a new brick building was erected on the original site and the school was renamed to honor Ralph Waldo Emerson. The historic 1909 building was renovated in 2001. The 1930 addition was demolished and replaced with a new two-story classroom wing on the south and a one-story multipurpose room and gym to the west.

-Building for Learning, 2002



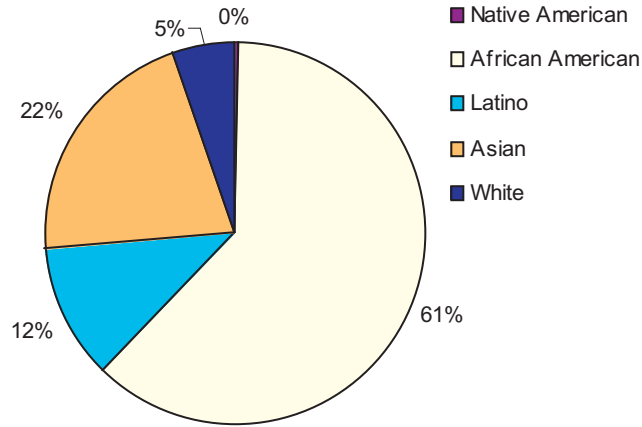
Elementary Cluster: Southeast

Quadrant: Southeast

- Program description excerpted from 2006-2007 Enrollment Guide for Parents

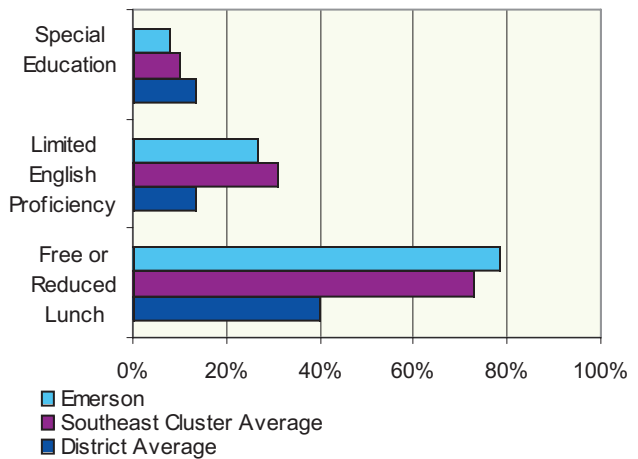
## DEMOGRAPHIC SUMMARY (2005)

### ETHNIC COMPOSITION



Research, Evaluation and Assessment 2006

### STUDENT CHARACTERISTICS



Research, Evaluation and Assessment 2006

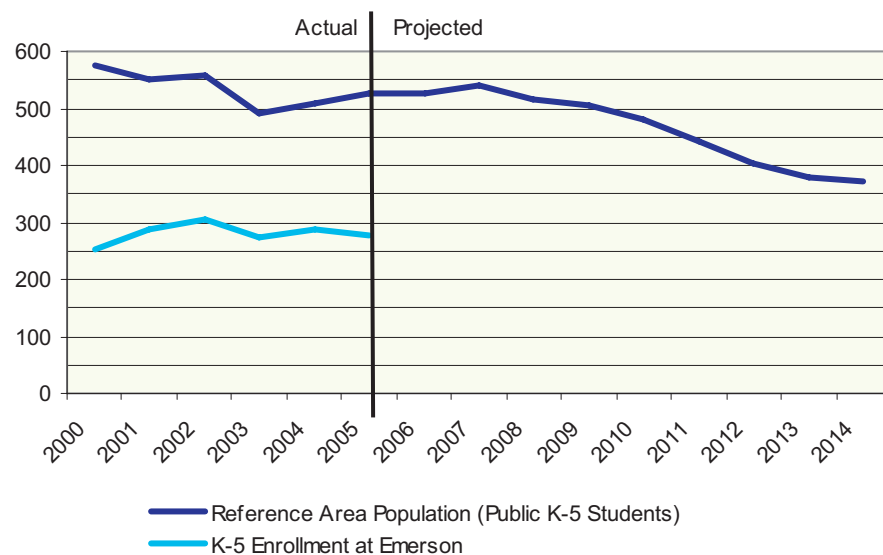
### SCHOOL CHOICE DATA

#### Number of Emerson first choices: Kindergarten

	2001	2002	2003	2004	2005
District-wide	17	27	21	20	28
Within Southeast Cluster	16	27	21	20	26
Rank out of 7 Southeast Cluster schools	7	3	4	6	6

Enrollment Planning, 2006

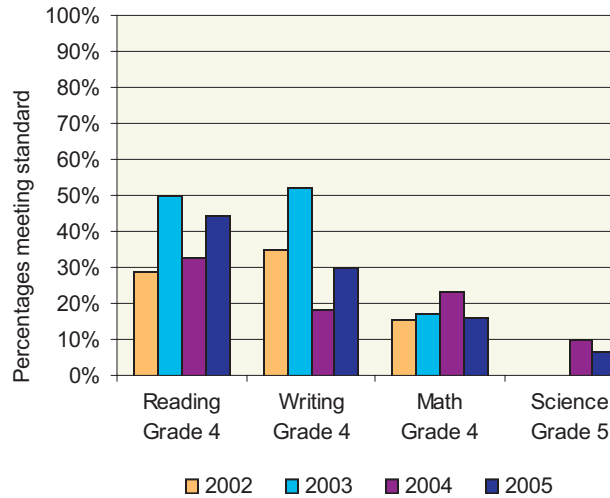
### ENROLLMENT AND RESIDENTS HISTORY



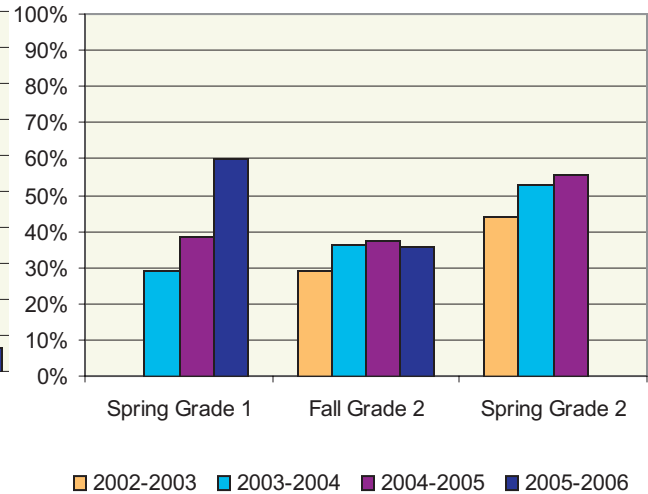
Enrollment Planning, 2006

## ACADEMIC OUTCOMES (2005)

**TEST SCORES: WASL**



**TEST SCORES: Developmental Reading Assessment**



Research, Evaluation and Assessment, 2006

### STUDENT CLIMATE SURVEY: 2003-2005

100 = 2003 District average, used as a benchmark

**Student Perceptions of...**

	2003	2005	Change		2003	2005	Change
Academic Expectations	103.8	103.5	--	Pro-Social Involvement Rewards	95.7	102.1	--
Academic Failure	N/A	N/A	N/A	Safety	101.3	93.4	--
Positive Adult/Student Interactions	96.9	98.5	--	Student/Peer Relations	89.0	96.4	--
Attachment to School	97.5	100.8	--	Social Competency	96.0	105.8	↑
Commitment to School	98.1	103.1	--	Appreciation of Diversity	90.7	97.3	--
Effective Classroom Management	96.5	97.5	--	Bullying Intervention	92.7	103.0	↑
Pro-Social Involvement Opportunities	95.7	102.1	--	Bullying Victimization	110.1	106.0	--

Results of a voluntary annual survey	Significant Increase/Decrease	↑/↓
2005 participation rate: 74.8%	No Significant Change	--
(104 of 139 students in grades 3-5 participated)	Not Asked	N/A

Research, Evaluation and Assessment, 2006

### DISCIPLINE AND ATTENDANCE DATA

	2002-03	2003-04	2004-05
Suspensions (% of enrollment)	9 (2.8%)	10 (3.1%)	22 (6.6%)
Expulsions (% of enrollment)	0 (0.0%)	0 (0.0%)	0 (0.0%)
Attendance %	94%	93%	94%

Research, Evaluation and Assessment, 2006

\*Discipline data contain too few data points to be disaggregated by ethnicity

## FACILITY OVERVIEW (2005)

SITE MAP - AERIAL PHOTO

Photo: USGS 2002



Year constructed:	1909
Number of floors:	3
Renovated:	2001
Capital levy:	BEX1
Site size (acres):	1.84
Adjacent park (acres):	4.0
Building size (square feet):	71,182
Utility costs (per sq ft.)	\$0.73
Custodial cost (per sq ft):	\$1.52

### Teaching stations

Type of station	2006	Expected
Homerooms		
General Ed	12	11
Homerooms		
Special Ed	1	1
Set Asides	5	4
Early Learning	0	0
Other Programs	9	0
Total	27	16
Excess Teaching Stations	11	

### Building score

(1 = excellent to 5 = inadequate)

Educational adequacy	N/A
Building condition	N/A
Overall condition	N/A

(MENG Facility Survey, 2006;  
SPS Facilities Department, 2006)

### KEY TO TERMINOLOGY AND CALCULATIONS:

**Capital levy:** programs include: Capital Improvement Program (CIP) Building Excellence I (BEX I) and Building Excellence II (BEX II)

**Teaching stations:** areas in which students receive instruction in core curriculum as well as in electives

**Expected teaching stations:** calculation based on current enrollment and classroom size assumptions

**Set Asides:** additional space for Planning, Conference and Preparation; Special Education; Bilingual; and other academic programs that utilize building space.

**Custodial cost:** based on an average cost per full time equivalent (FTE) employee

**Utility costs:** include power, heat, water and sewer

**Educational adequacy:** score based on comparison to most recent design standards and education specifications

**Building condition:** score based on detailed analysis of building systems

**Overall condition:** combination of the above

**Note:** MENG Facility Survey did not include all Seattle Public School facilities