



MAPLE ELEMENTARY SCHOOL

PROGRAM DESCRIPTION

We want your child to join us at Maple. We care for our students and their families and demonstrate this through activities including dinners for our international families (Spanish, Chinese, Vietnamese, Tagalog), a multi-ethnic dinner, and after-school activities.

Community Day School Association (CDSA) provides on-site childcare and preschool. We offer after-school activities including homework, academic skills, sports, and computer clubs.

In our open concept school, teachers team-teach and students support one another at and across grade levels. We enjoy the inquiry-based science curriculum and a hands-on focus on mathematics through TERC Investigations. Instrumental music is available to fourth and fifth graders, and our fifth grade students enjoy an overnight outdoor education camp. We have art, physical education, music, library, anti-bullying, and computer classes for all students. Our networked computer lab is used for writing, multimedia projects, creating Web pages, Internet research projects and after-school activities.

Our PTSA sponsors field trips, chess club, assemblies, and much more. Your child will receive a supportive, well-rounded educational experience at Maple School.

Please visit our Web site or come join one of our school tours.

We offer full-day kindergarten, but can accommodate half-day students.



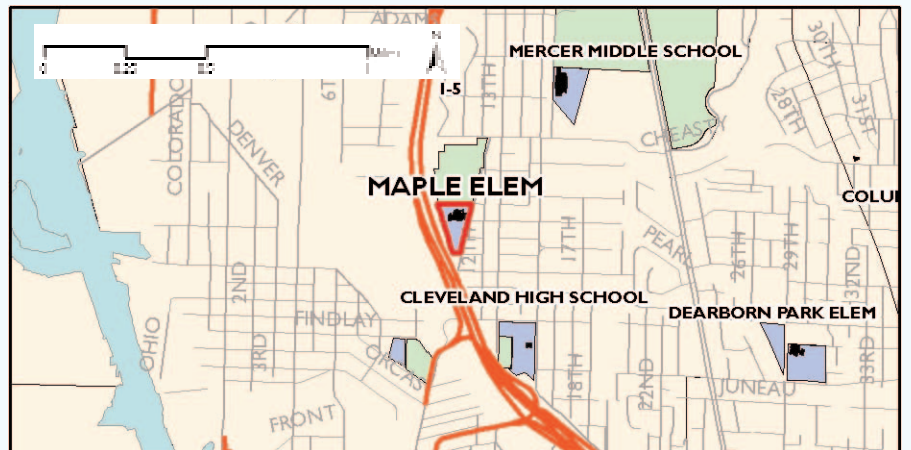
CONTEXTUAL DATA

4925 Corson Avenue S.

Year constructed:	1971
Total enrollment (2005):	428
Planning capacity:	408
K-5 students living within the Seattle School District (2005):	419
K-5 students living in the Maple reference area (2005):	164
% of enrollment residing in reference area	38.3%

HISTORY OF BUILDING

In 1865, the Duwamish School was built on land donated by Samuel Mapel. In 1900, this school was closed and replaced by a larger building. Including this school, Maple School has had a total of four iterations in Seattle Public Schools. The fourth and current Maple School site opened in 1971. The new structure was designed as an "open concept" school to facilitate grouping and individualized instruction. A new wing was added to replace portables in early 2006. *-Building for Learning, 2002*



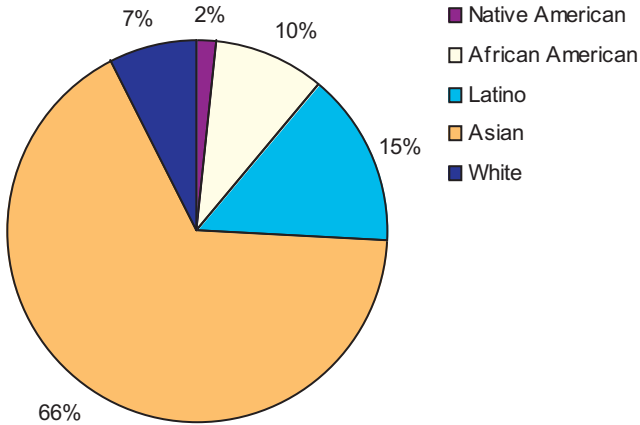
Elementary Cluster: South

Quadrant: Southeast

- Program description excerpted from 2006-2007 Enrollment Guide for Parents

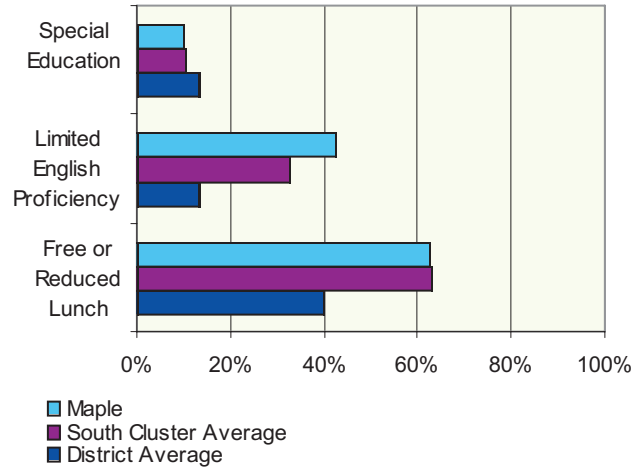
DEMOGRAPHIC SUMMARY (2005)

ETHNIC COMPOSITION



Research, Evaluation and Assessment 2006

STUDENT CHARACTERISTICS



Research, Evaluation and Assessment 2006

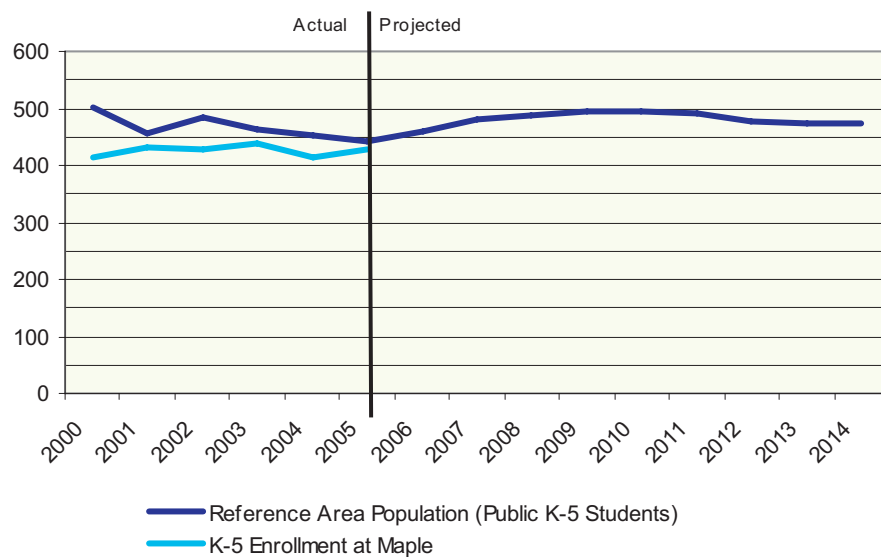
SCHOOL CHOICE DATA

Number of Maple first choices: Kindergarten

	2001	2002	2003	2004	2005
District-wide	43	57	50	47	39
Within South Cluster	40	52	48	44	33
Rank out of 7 South Cluster schools	3	3	2	2	3

Enrollment Planning, 2006

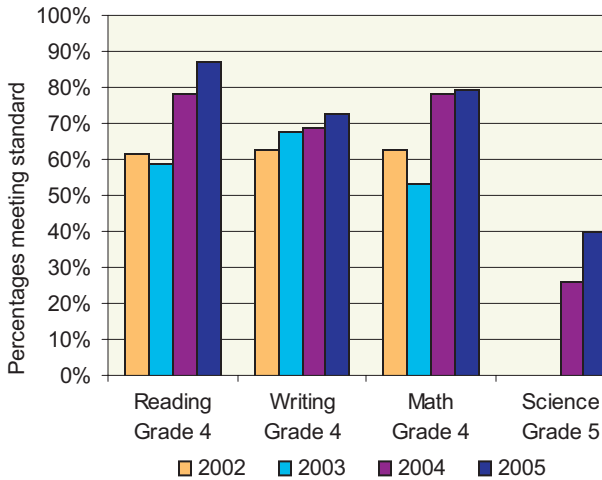
ENROLLMENT AND RESIDENTS HISTORY



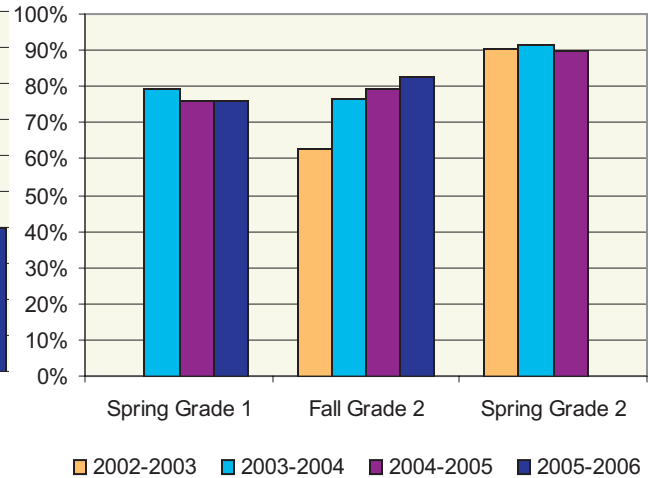
Enrollment Planning, 2006

ACADEMIC OUTCOMES (2005)

TEST SCORES: WASL



TEST SCORES: Developmental Reading Assessment



Research, Evaluation and Assessment, 2006

STUDENT CLIMATE SURVEY: 2003-2005

100 = 2003 District average, used as a benchmark

Student Perceptions of...

	2003	2005	Change		2003	2005	Change
Academic Expectations	95.1	101.1	--	Pro-Social Involvement Rewards	98.3	108.1	↑
Academic Failure	N/A	N/A	N/A	Safety	95.4	95.2	--
Positive Adult/Student Interactions	99.8	106.6	↑	Student/Peer Relations	98.0	110.7	↑
Attachment to School	101.1	109.7	↑	Social Competency	101.0	108.4	↑
Commitment to School	96.9	98.8	--	Appreciation of Diversity	94.9	100.9	--
Effective Classroom Management	98.3	105.9	↑	Bullying Intervention	96.5	107.6	↑
Pro-Social Involvement Opportunities	92.9	105.4	↑	Bullying Victimization	99.4	94.3	--

Results of a voluntary annual survey	Significant Increase/Decrease	↑/↓
2005 participation rate: 92.2%	No Significant Change	--
(190 of 206 students in grades 3-5 participated)	Not Asked	N/A

Research, Evaluation and Assessment, 2006

DISCIPLINE AND ATTENDANCE DATA

	2002-03	2003-04	2004-05
Suspensions (% of enrollment)	10 (2.2%)	7 (1.5%)	17 (3.9%)
Expulsions (% of enrollment)	0 (0.0%)	0 (0.0%)	0 (0.0%)
Attendance %	95%	95%	95%

Research, Evaluation and Assessment, 2006

*Discipline data contain too few data points to be disaggregated by ethnicity

FACILITY OVERVIEW (2005)

SITE MAP - AERIAL PHOTO

Photo: USGS 2002



--- Seattle Public School Property

Year constructed:	1971
Number of floors:	1
Renovated:	--
Capital levy:	BEX2
Site size (acres):	6.1
Adjacent park (acres):	15.0
Building size (square feet):	50,546
Utility costs (per sq ft.)	\$0.60
Custodial cost (per sq ft):	\$1.80

Teaching stations

Type of station	2006	Expected
Homerooms		
General Ed	18	17.5
Homerooms		
Special Ed	0.5	0.5
Set Asides	4.5	7
Early Learning	0	0
Other Programs	0	0
Total	23	25
Excess Teaching Stations		-2

Building score

(1 = excellent; 5 = inadequate)

Educational adequacy	N/A
Building condition	2.9
Overall condition	2.9

(MENG Facility Survey, 2006;
SPS Facilities Department, 2006)

KEY TO TERMINOLOGY AND CALCULATIONS:

Capital levy: programs include: Capital Improvement Program (CIP) Building Excellence I (BEX I) and Building Excellence II (BEX II)

Teaching stations: areas in which students receive instruction in core curriculum as well as in electives

Expected teaching stations: calculation based on current enrollment and classroom size assumptions

Set Asides: additional space for Planning, Conference and Preparation; Special Education; Bilingual; and other academic programs that utilize building space.

Custodial cost: based on an average cost per full time equivalent (FTE) employee

Utility costs: include power, heat, water and sewer

Educational adequacy: score based on comparison to most recent design standards and education specifications

Building condition: score based on detailed analysis of building systems

Overall condition: combination of the above

Note: MENG Facility Survey did not include all Seattle Public School facilities