



WING LUKE ELEMENTARY SCHOOL

PROGRAM DESCRIPTION

Wing Luke is a high-achieving multicultural community for learning. Our multi-age, open concept classes focus on engaging children and the community in learning. Parents are our partners in education of their children.

Our mission is to build a learning community where students, staff and families value themselves and others, become lifelong learners, and make positive contributions in the world.

We focus on each child's needs - academically, emotionally and socially. Our child-centered program includes small groups for reading and math; a physical arts program including dance and physical education; before- and after-school programs through our Community Learning Center and childcare partners; and tutoring assistance from the Washington Reading Corps, City Year and other volunteers. Working hard to get smart, respecting yourself and others and being safe are emphasized daily.

Wing Luke students are learning with students in Port Elizabeth, South Africa on relevant curriculum to their grade levels. Wing Luke is a member of Partners for Successful Schools, which provides afterschool activities and programs for families. We also offer Spectrum for students in grades one through five who are academically gifted.

We offer full-day kindergarten, but can accommodate half-day students.



CONTEXTUAL DATA

3701 S. Kenyon Street

Year constructed: 1970

Total enrollment (2005): 282

Planning capacity: 302

K-5 students living within the Seattle School District (2005): 275

K-5 students living in the Wing Luke reference area (2005): 66

% of enrollment residing in reference area 23.4%

HISTORY OF BUILDING

The Van Asselt School Annex opened in 1962, and in 1967 reopened its doors as South Van Asselt School, totally independent of Van Asselt School. In 1969, the school was officially named Wing Luke after Seattle's first Asian-American city councilman. A permanent Wing Luke School opened on the enlarged site in January 1971. The new building was constructed with an "open concept" design. In 2005, an addition was opened that houses 6 classrooms, a multi-purpose room, and a childcare facility.

-Building for Learning, 2002



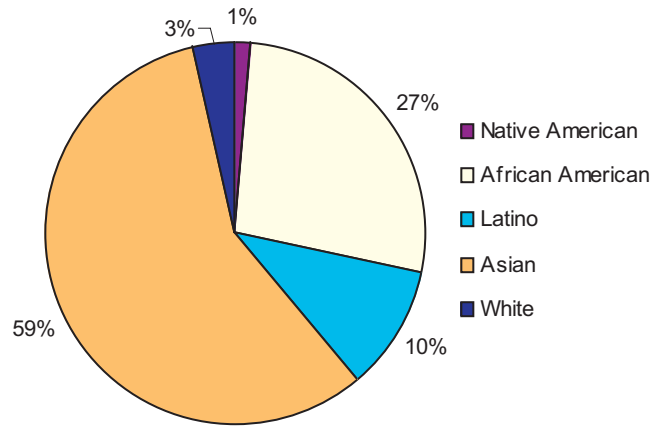
Elementary Cluster: Southeast

Quadrant: Southeast

- Program description excerpted from 2006-2007 Enrollment Guide for Parents

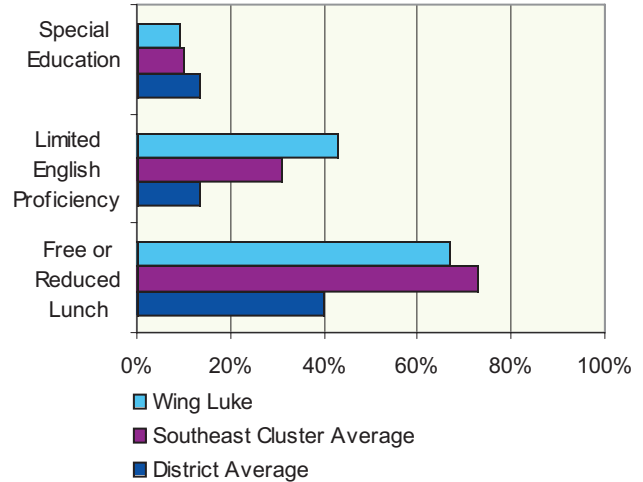
DEMOGRAPHIC SUMMARY (2005)

ETHNIC COMPOSITION



Research, Evaluation and Assessment 2006

STUDENT CHARACTERISTICS



Research, Evaluation and Assessment 2006

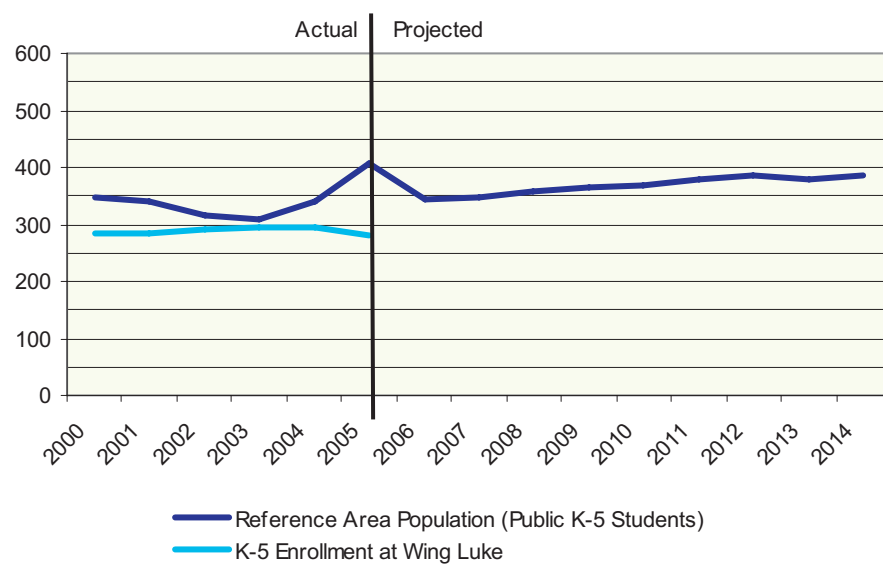
SCHOOL CHOICE DATA

Number of Wing Luke first choices: Kindergarten

	2001	2002	2003	2004	2005
District-wide	22	25	18	29	35
Within Southeast Cluster	19	23	16	28	33
Rank out of 7 Southeast Cluster schools	6	4	5	3	3

Enrollment Planning, 2006

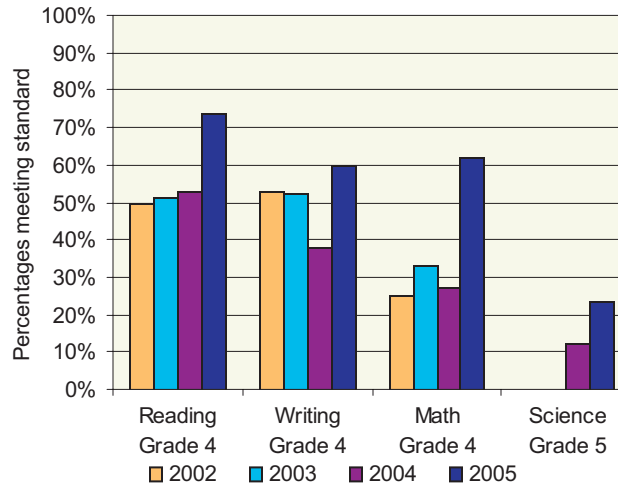
ENROLLMENT AND RESIDENTS HISTORY



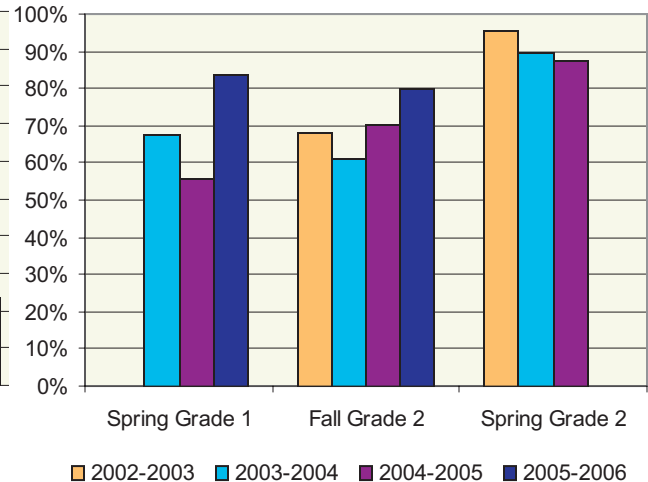
Enrollment Planning, 2006

ACADEMIC OUTCOMES (2005)

TEST SCORES: WASL



TEST SCORES: Developmental Reading Assessment



Research, Evaluation and Assessment, 2006

STUDENT CLIMATE SURVEY: 2003-2005

100 = 2003 District average, used as a benchmark

Student Perceptions of...

	2003	2005	Change		2003	2005	Change
Academic Expectations	101.9	111.6	↑	Pro-Social Involvement Rewards	99.0	107.0	--
Academic Failure	N/A	N/A	N/A	Safety	94.8	104.2	↑
Positive Adult/Student Interactions	106.9	113.3	↑	Student/Peer Relations	103.3	104.1	--
Attachment to School	103.8	110.4	--	Social Competency	102.5	108.4	--
Commitment to School	101.1	101.7	--	Appreciation of Diversity	99.7	104.6	--
Effective Classroom Management	99.0	108.0	↑	Bullying Intervention	98.1	104.9	--
Pro-Social Involvement Opportunities	102.9	101.3	--	Bullying Victimization	97.7	91.9	--

Results of a voluntary annual survey	Significant Increase/Decrease	↑/↓
2005 participation rate: 93.5%	No Significant Change	--
(144 of 154 students in grades 3-5 participated)	Not Asked	N/A

Research, Evaluation and Assessment, 2006

DISCIPLINE AND ATTENDANCE DATA

	2002-03	2003-04	2004-05
Suspensions (% of enrollment)	0 (0.0%)	0 (0.0%)	9 (2.8%)
Expulsions (% of enrollment)	0 (0.0%)	0 (0.0%)	0 (0.0%)
Attendance %	96%	95%	95%

Research, Evaluation and Assessment, 2006

*Discipline data contain too few data points to be disaggregated by ethnicity

FACILITY OVERVIEW (2005)

SITE MAP - AERIAL PHOTO

Photo: USGS 2002



--- Seattle Public School Property

Year constructed:	1970
Number of floors:	3
Renovated:	--
Capital levy:	BEX2
Site size (acres):	6.40
Adjacent park (acres):	0
Building size (square feet):	50,518
Utility costs (per sq ft.)	\$0.71
Custodial cost (per sq ft):	\$1.80

Teaching stations

Type of station	2006	Expected
Homerooms		
General Ed	12	12
Homerooms		
Special Ed	2	2
Set Asides	3	5
Early Learning	0	0
Other Programs	0	0
Total	17	19
Excess Teaching Stations		-2

Building score

(1 = excellent; 5 = inadequate)

Educational adequacy	N/A
Building condition	2.8
Overall condition	2.8

(MENG Facility Survey, 2006;
SPS Facilities Department, 2006)

KEY TO TERMINOLOGY AND CALCULATIONS:

Capital levy: programs include: Capital Improvement Program (CIP) Building Excellence I (BEX I) and Building Excellence II (BEX II)

Teaching stations: areas in which students receive instruction in core curriculum as well as in electives

Expected teaching stations: calculation based on current enrollment and classroom size assumptions

Set Asides: additional space for Planning, Conference and Preparation; Special Education; Bilingual; and other academic programs that utilize building space.

Custodial cost: based on an average cost per full time equivalent (FTE) employee

Utility costs: include power, heat, water and sewer

Educational adequacy: score based on comparison to most recent design standards and education specifications

Building condition: score based on detailed analysis of building systems

Overall condition: combination of the above

Note: MENG Facility Survey did not include all Seattle Public School facilities