

**Plant Propagation Protocol for *Erythronium oregonum***  
 ESRM 412 – Native Plant Production  
 Spring 2026



White fawn lily <sup>2</sup>



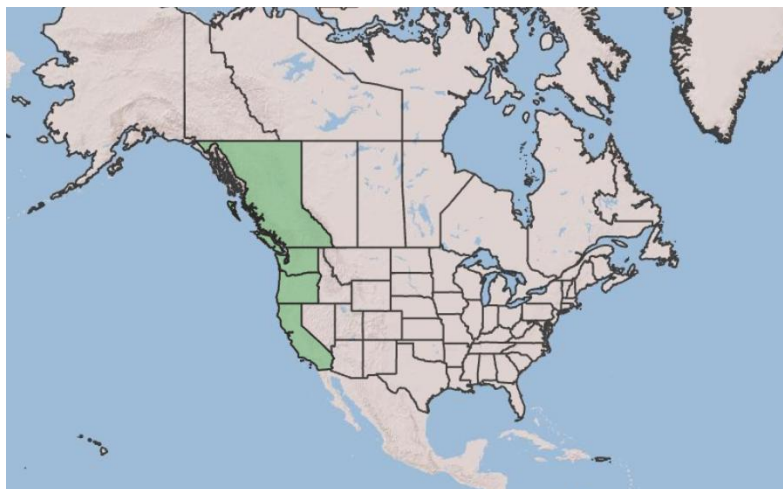
White fawn lily <sup>3</sup>

<b>TAXONOMY</b>	
<b>Plant Family</b>	
Scientific Name	Liliaceae <sup>1</sup>
Common Name	Lily family <sup>1</sup>
<b>Species Scientific Name</b>	
Scientific Name	<i>Erythronium oregonum</i> Applegate <sup>1</sup>
Varieties	N/A
Sub-species	<i>Erythronium oregonum</i> Applegate ssp. <i>Leucandrum</i> <sup>1</sup> <i>Erythronium oregonum</i> Applegate ssp. <i>Oregonum</i> <sup>1</sup>
Cultivar	N/A
Common Synonym(s)	N/A
Common Name(s)	Giant White Fawn Lily, Oregon Fawn Lily
Species Code (as per USDA Plants database)	EROR4 <sup>1</sup>

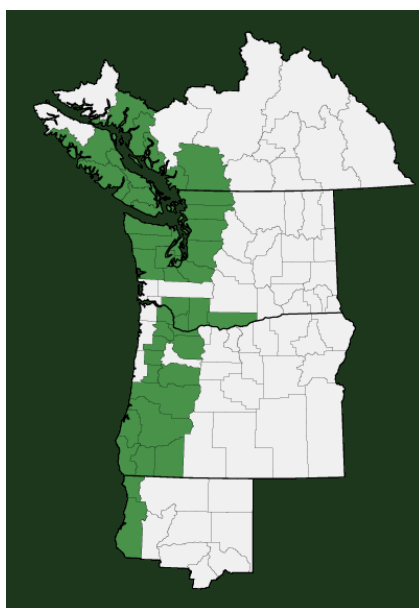
## GENERAL INFORMATION

### Geographical range

*Erythronium oregonum* is distributed along the west coast of North America, ranging from southwestern British Columbia through Washington and Oregon to northern California. <sup>1</sup>



North American Distribution map <sup>1</sup>




In the Pacific Northwest, the species occurs primarily in western Washington and western Oregon, especially in lowland and coastal forest regions. <sup>4</sup>


PNW Distribution map <sup>4</sup>


### Ecological distribution

*Erythronium oregonum* is found primarily in the Pacific Northwest west of the Cascade Mountains, occurring in moist forests and rocky meadows at low elevations. The species is common in meadow-like settings and open-canopy forests on water-shedding sites, and its

	occurrence decreases with increasing elevation and continentality. <sup>7</sup>
Climate and elevation range	100 - 750 m <sup>5</sup>
Local habitat and abundance	Commonly associated with <i>Camassia quamash</i> , <i>Quercus garyanna</i> , <i>Symphoricarpos albus</i> , <i>Mahonia aquifolium</i> , <i>Dactylis glomerata</i> , <i>Polystichum munitum</i> , <i>Holodiscus discolor</i> , and <i>Vicia sativa</i> . <sup>8</sup>
Plant strategy type / successional stage	It is an early successional species; it is often found under open canopies. <sup>6</sup>
Plant characteristics	<p><i>Erythronium oregonum</i> is a deciduous, perennial, herbaceous plant that occupies the herbaceous understory. It typically reaches about 12 inches in height and spreads 6–8 inches wide. It has full sun to partial shade light requirements. <sup>3</sup></p> <p>The plant produces an erect flower stem with 1–3 flowers. Leaves occur in a pair and are mottled with large patches of white, light green, brown, or greenish black, measuring 4–9 inches long and about half as wide, with wavy edges. Flowers are creamy white to white, sometimes with reddish to brown markings surrounding a yellow base; anthers are cream to yellow, and filaments are flattened. Three true petals have sac-like folded appendages at the base. Subspecies <i>leucandrum</i> has white anthers. <sup>4</sup></p>
<b>PROPAGATION DETAILS: FROM SEED</b>	
Ecotype	N/A
Propagation Goal	Bulbs, plants, seeds <sup>9</sup>
Propagation Method	<p>Seeds <sup>9</sup></p>  <p><i>Erythronium oregonum</i> seeds <sup>10</sup></p>
Product Type	Container
Stock Type	N/A

Time to Grow	Plants will be ready to be out planted two seasons (years) after germination. <sup>8</sup>
Target Specifications	Flowering and seeding maturity. <sup>9</sup>
Propagule Collection Instructions	Seeds are collected mid-June through late July. Hand pick ripe seed capsules into collection bags and shake to release the seeds. <sup>11</sup>
Propagule Processing/Propagule Characteristics	Sow the seed thinly so that it is unnecessary to thin them out for their first year of growth. <sup>6</sup> Seeds should be sown in the fall and the pots should be plunged (sunk into the ground) in a shady area. Plants will be large enough to transplant in the second season (year); however, they will not bloom until after 4–5 seasons (years). <sup>8</sup>
Pre-Planting Propagule Treatments	The seeds of Erythronium are known to exhibit morphophysiological dormancy, requiring multi-week stratification to begin germination. This serves to buffer against harsh environmental conditions by ensuring emergence within an optimal seasonal window and provides an extended period for aleatory dispersal. <sup>12</sup> Sow as early in spring as possible in a cold frame. <sup>6</sup>
Growing Area Preparation / Annual Practices for Perennial Crops	The plant flowers from March to June. By seed, allow the seeds to ripen and fall to the ground or sow them in containers. <sup>6</sup> It should be planted preferably in a well-drained, slightly acidic medium with humus and planted/placed somewhere shady, best provided by trees or shrubs. <sup>8</sup>
Establishment Phase Details	Depending on when seeds are sown. <sup>8</sup>
Length of Establishment Phase	The establishment phase varies depending on sowing time and environmental conditions, but seedlings are generally large enough to transplant by the second growing season. <sup>8</sup>
Active Growth Phase	Active growth occurs from early spring (March) through late summer until plants become dormant. <sup>8</sup> Containers sown with Erythronium oregonum should be partially buried in shaded soil conditions during development. <sup>9</sup>
Length of Active Growth Phase	At least 5-6 months. <sup>8</sup>
Hardening Phase	It begins in late summer when they go dormant and resume growth in early spring. <sup>8</sup>
Length of Hardening Phase	About 6 months. <sup>8</sup>
Harvesting, Storage and Shipping	Store in sealed containers at 5° C. <sup>11</sup>
Length of Storage	Two seasons (years). <sup>8</sup>

Guidelines for Outplanting / Performance on Typical Sites	Plants will mature in 5-6 seasons (years) before any flowering occurs. Plant these plants under the shade of trees for the best results. <sup>8</sup>
Other Comments	N/A
<b>PROPAGATION DETAILS: VEGETATIVE</b>	
Ecotype	N/A
Propagation Goal	Bulbs, plants, seeds <sup>9</sup>
Propagation Method	Vegetative (bulbs)  <p>Erythronium oregonum bulbs <sup>2</sup></p>
Product Type	Container
Stock Type	N/A
Time to Grow	Plants will be ready to be out planted two seasons (years) after germination. <sup>8</sup>
Target Specifications	Flowering and seeding maturity. <sup>9</sup>
Propagule Collection Instructions	N/A
Propagule Processing/Propagule Characteristics	The bulbs are comprised of only one scale and a segmented corm made up of round annual segments. Care should be taken during handling and division because the bulbs are delicate. <sup>8</sup>
Pre-Planting Propagule Treatments	Divide bulbs in the summer as the leaves die down. Larger bulbs can be replanted immediately into their permanent positions, but it is best to pot smaller bulbs and grow them on in a shady position in a greenhouse for a year before planting them out when dormant in late summer. <sup>6</sup>
Growing Area Preparation / Annual Practices for Perennial Crops	When the plants are dormant, pot the small bulbs by putting 2-3 bulbs in each pot. Grow them on in a shady position in the greenhouse for another 2-3 years and then plant them out into their permanent positions when they are dormant in late summer. The bulbs should be planted about 7 cm deep. <sup>6</sup>

	 <p data-bbox="651 632 1438 667">Erythronium oregonum seedling<sup>10</sup></p>
Establishment Phase Details	Depends on when seeds are sown. <sup>6</sup>
Length of Establishment Phase	Depends on when seeds are sown. <sup>6</sup>
Active Growth Phase	Early spring (March) into late summer when plants are dormant. <sup>8</sup>
Length of Active Growth Phase	At least 5-6 months. <sup>8</sup>
Hardening Phase	Begins in late summer when they go dormant and resume growth in early spring. <sup>8</sup>
Length of Hardening Phase	About 6 months. <sup>8</sup>
Harvesting, Storage and Shipping	N/A
Length of Storage	Two seasons (years). <sup>8</sup>
Guidelines for Outplanting / Performance on Typical Sites	Plants will mature in 5-6 seasons (years) before any flowering will occur. Plant these plants under the shade of trees for the best results. <sup>8</sup>
Other Comments	The bulbs have been suspected of poisoning poultry. Skin contact with the bulbs has been known to cause dermatitis in sensitive people. <sup>6</sup>
<b>INFORMATION SOURCES</b>	
References	See below
Other Sources Consulted	See below
Protocol Author	Miriam Wilson
Date Protocol Created or Updated	Revised 5/19/26

## REFERENCES

1. “Erythronium Oregonum Applegate.” USDA plants database. Accessed May 19, 2026. <https://plants.sc.egov.usda.gov/plant-profile/EROR4>.
2. “Erythronium Oregonum.” Sevenoaks Native Nursery, January 2, 2024. <https://sevenoaksnativenursery.com/product/erythronium-oregonum/>.
3. “White Fawn Lily.” Sparrowhawk Native Plants, 2026. <https://sparrowhawknativeplants.com/products/white-fawn-lily>.
4. Turner, Mark. “Erythronium Oregonum.” Turner Photographics - Wildflowers, 2026. <https://www.pnwflowers.com/flower/erythronium-oregonum?from=family%2Fcommon%2Ffily>.
5. Geraldine A. Allen & Margriet Wetherwax 2018, Erythronium oregonum, in Jepson Flora Project (eds.) Jepson eFlora, Revision 6, [https://ucjeps.berkeley.edu/eflora/eflora\\_display.php?tid=25185](https://ucjeps.berkeley.edu/eflora/eflora_display.php?tid=25185), accessed on May 19, 2026.
6. Shebitz, Daniela. “Plant Data Sheet Erythronium Oregonum.” Plant Data Sheet, 2003. <https://depts.washington.edu/propplnt/Plants/Erythronium.htm>.
7. “Erythronium Oregonum Applegate White Fawn Lily (Giant White Fawnlily) Liliaceae.” E-flora: Electronic Atlas of the Flora of British Columbia, 2020. <https://linnet.geog.ubc.ca/Atlas/Atlas.aspx?sciname=Erythronium+oregonum&noTransfer=0>.
8. Huang, Terence. Plant Propagation Protocol for Erythronium Oregonum ..., 2008. <https://courses.washington.edu/esrm412/protocols/2008/EROR4.pdf>.
9. Baker, Rosemary. Plant Propagation Protocol for Erythronium revolutum, 2012. <https://courses.washington.edu/esrm412/protocols/2012/ERRE5.pdf>.
10. Legler, Ben, and David Giblin. “Erythronium Oregonum.” Erythronium Oregonum - Burke herbarium image collection, 2026. <https://burkeherbarium.org/imagecollection/taxon.php?Taxon=Erythronium+oregonum>.
11. “Propagation Guidelines: White Fawn Lily.” Garry Oak Ecosystems Recovery Team. Accessed May 19, 2026. <https://goert.ca/species/erythronium-oregonum/>.
12. “Plant Species Evaluation Form Erythronium Revolutum Sm.” Rare Plant Files , 2022. <https://rareplants.cnps.org/>.

**Plant Propagation Protocol for *Erythronium oregonum***

ESRM 412 – Native Plant Production

Spring 2008

<b>TAXONOMY</b>	
<b>Family Names</b>	
Family Scientific Name:	Liliaceae
Family Common Name:	Lily
<b>Scientific Name</b>	
Genus:	<i>Erythronium</i>
Species:	<i>oregonum</i>
Species Authority:	Applegate
Variety:	
Sub-species:	
Cultivar:	
Authority for Variety/Subspecies:	
Common Synonym(s) (include full scientific names (e.g., <i>Elymus glaucus</i> Buckley), including variety or subspecies information)	<i>Erythronium grandiflorum</i> var. <i>albiflorum</i> Hook.
Common Name(s)	Giant White Fawn Lily, Oregon Fawn Lily, Giant Adder's Tongue, Wild Easter Lily
Species Code (as per USDA Plants database)	EROR4 <sup>1</sup>
<b>GENERAL INFORMATION</b>	
Geographical range (distribution maps for North America and Washington state)	From British Columbia south to California. (4)
Ecological distribution (ecosystems it occurs in, etc):	Coastal mountain ranges; moist, alluvial woods; open, gravelly prairies. (1, 2, 4)
Climate and elevation range	0-500 m
Local habitat and abundance; may include commonly associated species	<i>Camassia quamash</i> , <i>Quercus garyanna</i> , <i>Symphoricarpos</i> <i>albus</i> , <i>Mahonia aquifolium</i> , <i>Dactylis glomerata</i> , <i>Polystichum</i> <i>munitum</i> , <i>Holodiscus discolor</i> , and <i>Vicia sativa</i> are usually found growing near or around <i>Erythronium oregonum</i> . This plant is also common throughout the Olympic Peninsula, except the Northeastern corner. This plant may also be found throughout Western Washington, due to cultivation in gardens which eventually escaped/introduced to surrounding natural habitats. (10)

Plant strategy type / successional stage (stress-tolerator, competitor, weedy/colonizer, seral, late successional)	This plant is associated with early succession and it usually found under open canopies with dappled shade
Plant characteristics (life form (shrub, grass, forb), longevity, key characteristics, etc)	Herbaceous plant with mottled leaves that arises from a corm that surrounds a 8”- 16” stem topped with 1-3 pure white to pinkish flowers with yellow bands near the base of the inner flowers and dark purple on the base of the outer petals. (2)
<b>PROPAGATION DETAILS</b>	
Ecotype (this is meant primarily for experimentally derived protocols, and is a description of where the seed that was tested came from):	n/a
Propagation Goal (Options: Plants, Cuttings, Seeds, Bulbs, Somatic Embryos, and/or Other Propagules)	Bulbs, plants, seeds
Propagation Method (Options: Seed or Vegetative):	Sow collected seeds in the fall and plundge (sink the pot into the ground) the pots in a shady area. Plants will be large enough to transplant in the second season (year) however, they will bloom after 4-5 seasons (years). Note: It is best to sow seeds as soon as they mature, since this will increase the rate of germination. Plants can also be divided when they are dormant. Be careful when dividing since the bulb is only comprised of one scale and a segmented corm made up of round annual segments. (2, 8, 10, 11)
Product Type (options: Container (plug), Bareroot (field grown), Plug + (container-field grown hybrids, and/or Propagules (seeds, cuttings, poles, etc.))	n/a
Stock Type:	n/a
Time to Grow (from seeding until plants are ready to be outplanted):	Plants will be ready to be out planted two seasons (years) after germination. (2)
Target Specifications	n/a
Propagule Collection Instructions (how, when, etc):	Allow seeds to ripen on flowers and or fall to the ground before collecting. Note: It is best to sow seeds as soon as they are ripe, since this will increase the percentage of germination. (8)
Propagule Processing/Propagule Characteristics	n/a

(including seed density (# per pound), seed longevity, etc):	
Pre-Planting Propagule Treatments (cleaning, dormancy treatments, etc):	The seeds need to be cold stratified before germination will occur. The literature recommends sowing seeds outdoors to naturally cold-stratify them. (2)
Growing Area Preparation / Annual Practices for Perennial Crops (growing media, type and size of containers, etc):	Preferably in a well-drained, slightly acidic medium with humus and planted/placed somewhere shady, best provided by trees or shrubs. (8)
Establishment Phase (from seeding to germination):	Depending on when seeds are sown.
Length of Establishment Phase	Depending on when seeds are sown.
Active Growth Phase (from germination until plants are no longer actively growing):	Early spring (March) into late summer when plants are dormant.
Length of Active Growth Phase	At least 5-6 months.
Hardening Phase (from end of active growth phase to end of growing season; primarily related to the development of cold-hardiness and preparation for winter):	It begins in late summer when they go dormant and resume growth in early spring.
Length of Hardening Phase:	About 6 months.
Harvesting, Storage and Shipping	n/a
Length of Storage (of seedlings, between nursery and outplanting):	Two seasons (years).
Guidelines for Outplanting / Performance on Typical Sites (eg, percent survival, height or diameter growth, elapsed time before flowering):	Plants will mature in 5-6 seasons (years) before any flowering will occur. Plant these plants under the shade of trees for the best results. (2)
Other Comments	n/a
<b>INFORMATION SOURCES</b>	
References (full citations):	See Below
Other Sources Consulted (but that contained no pertinent information) (full citations):	See Below
Protocol Author (First and last name):	Terence Huang

Date Protocol Created or Updated (MM/DD/YY):	May 19, 2008
--	--------------

Note: This template was modified by J.D. Bakker from that available at:  
<http://www.nativeplantnetwork.org/network/SampleBlankForm.asp>

1. Flora of North America. Vol. 26, pp. 155, 158.  
[http://www.efloras.org/florataxon.aspx?flora\\_id=1&taxon\\_id=242101599](http://www.efloras.org/florataxon.aspx?flora_id=1&taxon_id=242101599)
2. Wildflower Center. Lady Bird Johnson. The University of Texas at Austin.  
[http://www.wildflower.org/plants/result.php?id\\_plant=EROR4](http://www.wildflower.org/plants/result.php?id_plant=EROR4)
3. USDA, ARS, National Genetic Resources Program. Germplasm Resources Information Network - (GRIN) [Online Database]. National Germplasm Resources Laboratory, Beltsville, Maryland. URL: <http://www.arsgrin.gov/cgi-bin/npgs/html/taxon.pl?409923> (01 May 2008)
4. The Burke Museum of Natural History and Culture. 2006.  
<http://biology.burke.washington.edu/herbarium/imagecollection.php?Genus=Erythronium&Species=oregonum>
5. USDA, NRCS. 2008. The Plants Database.  
<http://plants.usda.gov/java/profile?symbol=EROR4>
6. Wikipedia. 2008. [http://en.wikipedia.org/wiki/Erythronium\\_oregonum](http://en.wikipedia.org/wiki/Erythronium_oregonum)
7. Hitchcock, C. Leo and Cronquist, Arthur. Flora of the Pacific Northwest. 1998. University of Washington Press, Seattle and London.
8. Bird, R. 1990. Growing from Seed. Volume 4. Thompson and Morgan.
9. Chittendon, F. 1956. RHS Dictionary of Plants plus Supplement. Oxford University Press.
10. Pojar, J. and A. MacKinnon. 1994. Plants of the Pacific Northwest Coast: Washington, Oregon, British Columbia and Alaska. B.C. Ministry of Forests and Lone Pine Publishing. Vancouver, British Columbia.
11. www.Botany.com